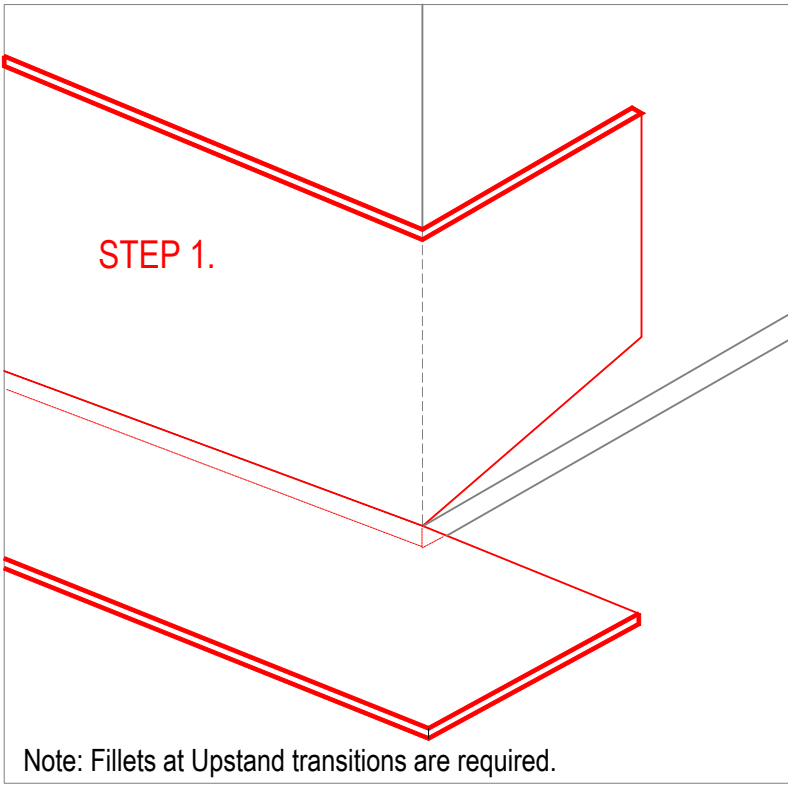
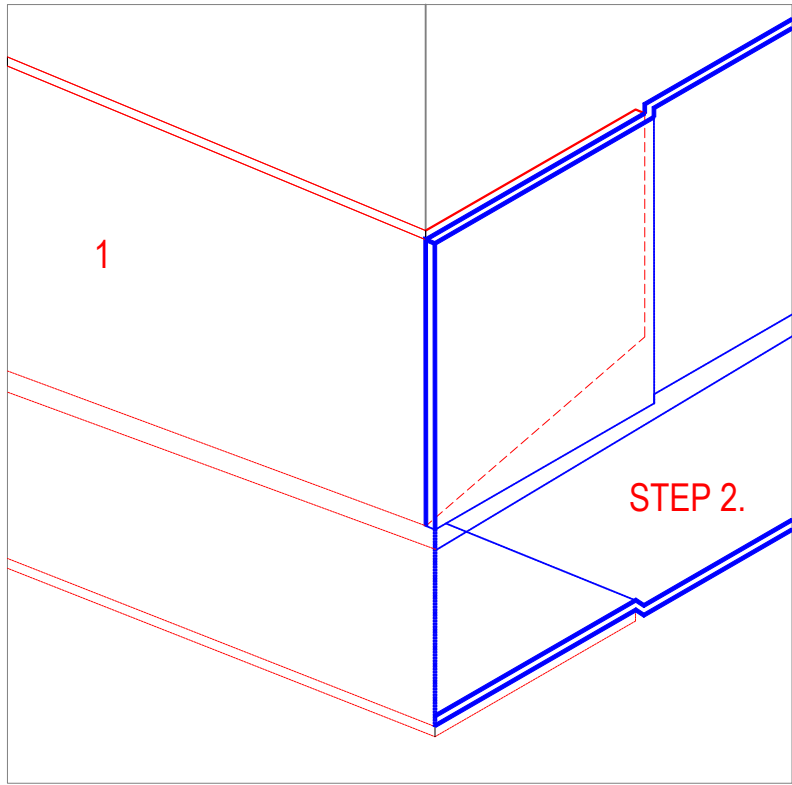


NOTE: Particular care should be taken to ensure Overlaps do not leave holes or cuts exposed.  
Minimum lap 80 mm.

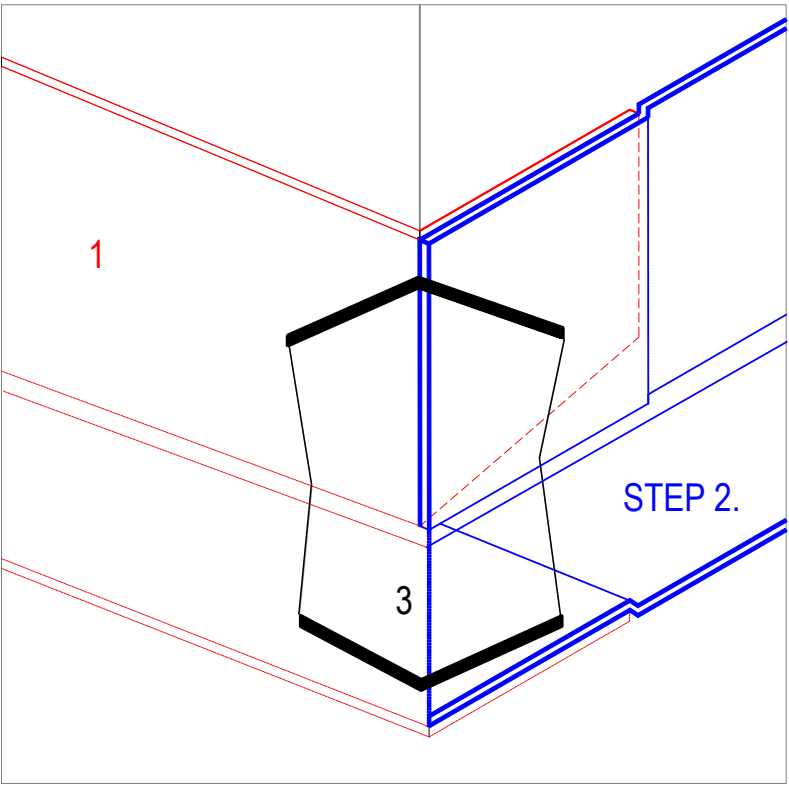
STEP 1.



STEP 2.



STEP 3.



Also refer CA-51 for External Corner detailing

1 EXTERNAL CORNER  
SCALE: NTS



The information and data contained herein are believed to be accurate and reliable.  
This information does not constitute a warranty and should be used in conjunction with  
the project specification document supplied by Allco Waterproofing Solutions Ltd  
Please contact Allco Waterproofing Solutions Ltd with any questions or deviations from  
this information.  
© Allco Waterproofing Solution Ltd

For Technical Advice Contact:  
Web: [www.allco.co.nz](http://www.allco.co.nz)  
Email: [info@allco.co.nz](mailto:info@allco.co.nz)  
Telephone: 09 448 1185  
Facsimile: 09 448 1186



DRAWN BY:  
ALLCO

DATE:  
06/2024

DRAWING REF:  
CA-050

REV:  
3