

STRATASEAL HR

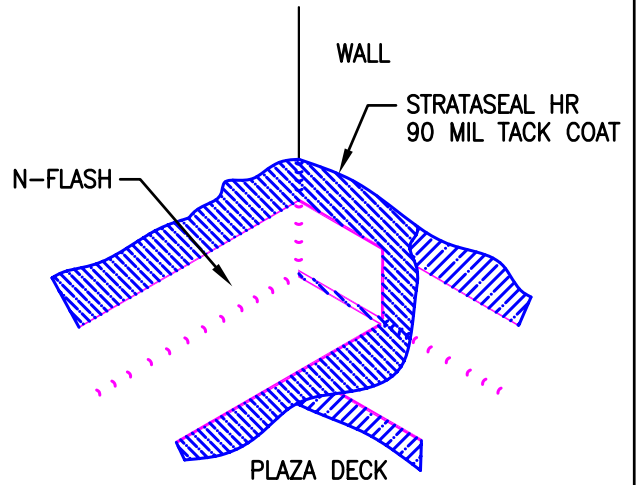
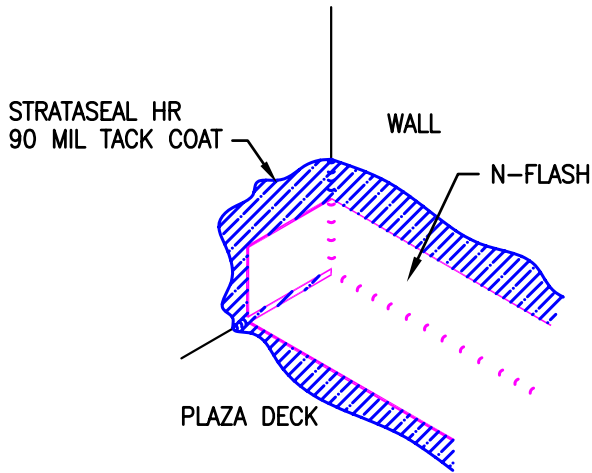
DETAIL

PLAZA DECK

HR-410N

Deck to Wall Inside Corner Detail

NO SCALE - 07/06

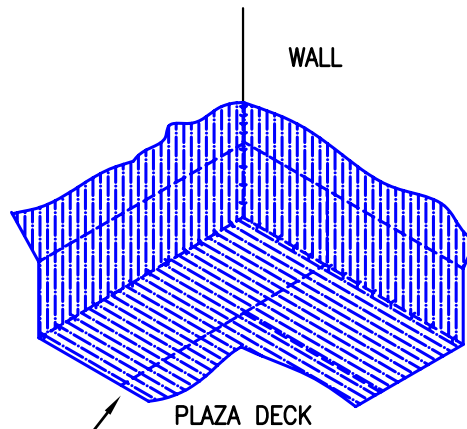


STEP 1

APPLY TACK COAT AND INSTALL FIRST LAYER OF FLASHING AS SHOWN

STEP 2

APPLY ANOTHER TACK COAT AND INSTALL SECOND LAYER OF FLASHING AS SHOWN



STEP 3

COMPLETELY COAT N-FLASH WITH STRATASEAL HR IMMEDIATELY AFTER INSTALLATION

This information is based on data and knowledge considered to be true and accurate. The information is offered for the users' consideration, verification, and requires project designer's approval before installation. CETCO does not warrant the results obtained and assumes no liability for the use of the information. Please contact CETCO with any questions or deviations from this information. CETCO waterproofing products are not expansion joint materials. Expansion joints should be sealed with a proper expansion joint material by others. This information is subject to change.

CETCO[®]

BUILDING MATERIALS GROUP

1500 West Shure Drive Arlington Heights, IL 60004-1440 USA
tel (847) 392.5800 fax (847) 506.6195 <http://www.cetco.com>
(800) 527.9948